

| | Question | 😊 | ☹️ |
|--------------------------------------------|------------|---|----|
| Length | | | |
| Compare the lengths of two or more objects | 18, 19, 20 | | |
| I have checked my work before handing in. | | | |
| Teacher's Feedback (if any): | | | |



3



Rosyth School
Mathematics
Primary 1
Topical Review 2019 (Term 2)

Name: _____ ()

Class: Pr 1- _____

Duration: 50 minutes

Date: _____

Parent's Signature: _____

Teacher's Assessment

| Your child is able to: | Question | Getting there | Got it! |
|-----------------------------------------------------------|----------|---------------|---------|
| Numbers 11 to 20 | | | |
| Compare and order numbers to 20 | 1, 3 | | |
| Count and write the number of objects in a given set | 2 | | |
| Addition within 20 | | | |
| Add two 1-digit numbers | 5 | | |
| Add a 1 digit number to a 2 digit number | 4 | | |
| Use addition symbol (+) to write a mathematical statement | 9 | | |
| Solve word problems involving addition within 20 | 16 | | |




| Your child is able to: | Question | Getting there | Got it! |
|------------------------------------------------------------------------------|-----------------|----------------------|----------------|
| Subtraction within 20 | | | |
| Subtract a 1 digit number from a 2 digit number | 6, 7 | | |
| Use subtraction symbol (-) to write a mathematical statement | 10 | | |
| Solve 1-step word problems involving subtraction within 20 | 17 | | |
| Numbers showing position | | | |
| Name positions using the ordinal numbers 1 st to 10 th | 11 | | |
| Identify the object in a given position | 8, 12 | | |
| 2D shapes | | | |
| Describe and classify shapes | 13, 14 | | |
| Complete patterns with 2-D cut outs according to shape, size, colour | 15 | | |
| Length | | | |
| Compare the lengths of two or more objects | 18, 19, 20 | | |
| Teacher's Feedback (if any): | | | |



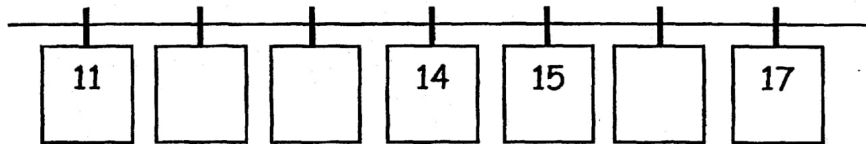
Pupil's Self-Assessment

| | Question | 😊 | 😞 |
|------------------------------------------------------------------------------|----------|---|---|
| Numbers 11 to 20 | | | |
| Compare and order numbers to 20 | 1, 3 | | |
| Count and write the number of objects in a given set | 2 | | |
| Addition within 20 | | | |
| Add two 1-digit numbers | 5 | | |
| Add a 1 digit number to a 2 digit number | 4 | | |
| Use addition symbol (+) to write a mathematical statement | 9 | | |
| Solve word problems involving addition within 20 | 16 | | |
| Subtraction within 20 | | | |
| Subtract a 1 digit number from a 2 digit number | 6, 7 | | |
| Use subtraction symbol (-) to write a mathematical statement | 10 | | |
| Solve 1-step word problems involving subtraction within 20 | 17 | | |
| Numbers showing position | | | |
| Name positions using the ordinal numbers 1 st to 10 th | 11 | | |
| Identify the object in a given position | 8, 12 | | |
| 2D shapes | | | |
| Describe and classify shapes | 13, 14 | | |
| Complete patterns with 2-D cut outs according to shape, size, colour | 15 | | |

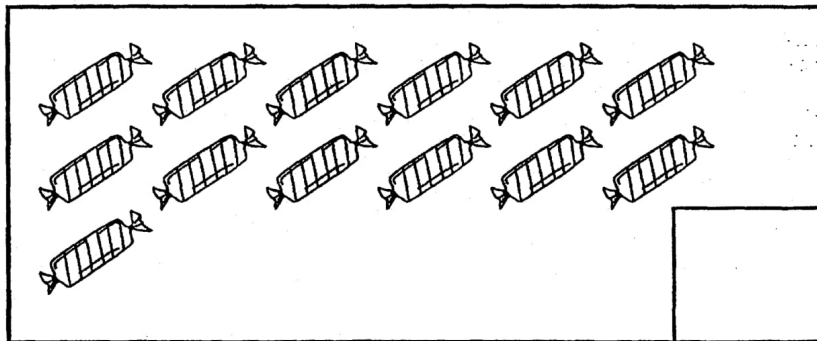


Read the questions carefully. Answer all questions.

1. Fill in the missing numbers.

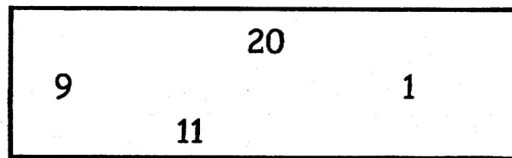


2. Count and write the number in the box below.





3. Arrange the numbers in order. Start with the smallest.



, , ,


(smallest)

4. $4 + 13 =$

5. Add 5 to 7. The answer is .

6. $11 - 2 =$

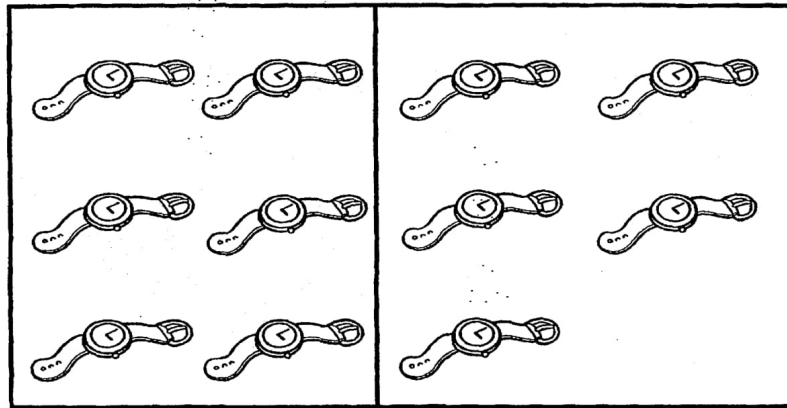
7. 1 less than 16 is .




8. Circle the 2nd star from the right

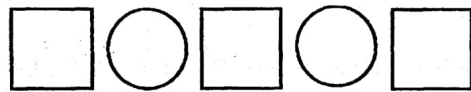
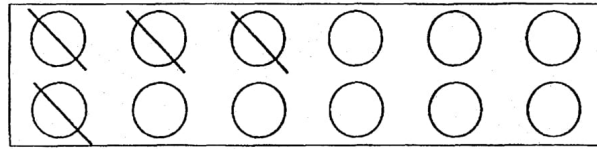


9. Look at the pictures below and write an addition equation.

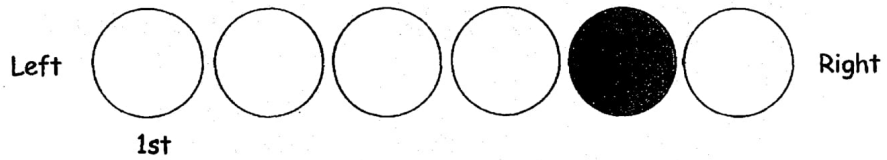




10. Look at the picture below and write a subtraction equation.




11. Answer the question based on the picture below.



The shaded circle is in the position from the left.




12. Count the total number of apples in the 1st bag and the 3rd bag.




There are apples in the 1st bag and the 3rd bag altogether.

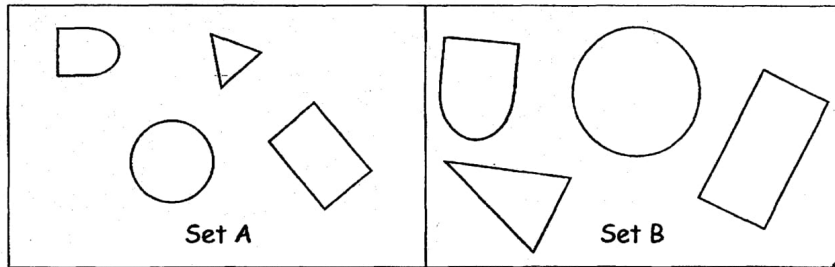
13. Look at the picture below. Complete the table and fill in the blanks.



| Shapes | How many? |
|--------------|-----------|
| a) Triangle | |
| b) Rectangle | |

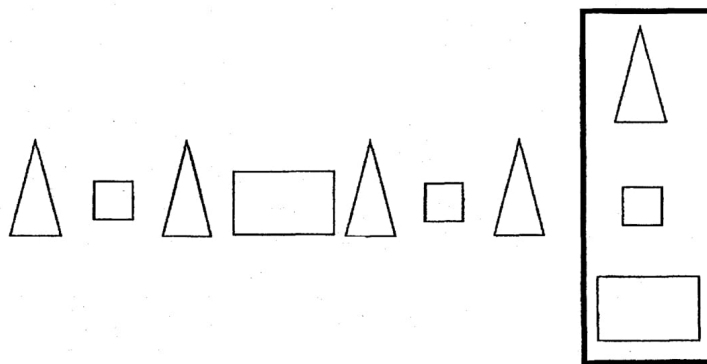



14. Answer the question based on the picture below. Circle the correct answer.



These shapes are sorted by size / shape.

15. Circle the shape that comes next in the pattern.





16. Look at the 2 addition equations below and write the correct answer in each box.

$$\text{Rabbit} + \text{Rabbit} = 14$$

$$\text{Rabbit} + \text{Carrot} = 11$$

a)




is

b)



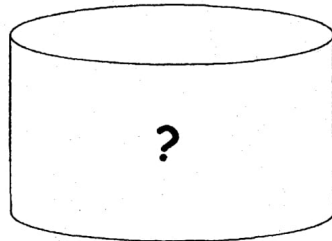
is




17. Solve the picture problem. Write the equation to show your answer.

There are 13 fish in Tank A and Tank B altogether.

There are 5 fish in Tank B. How many fish are there in Tank A?



Tank A



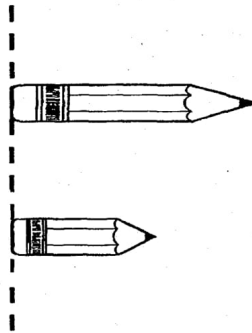
Tank B



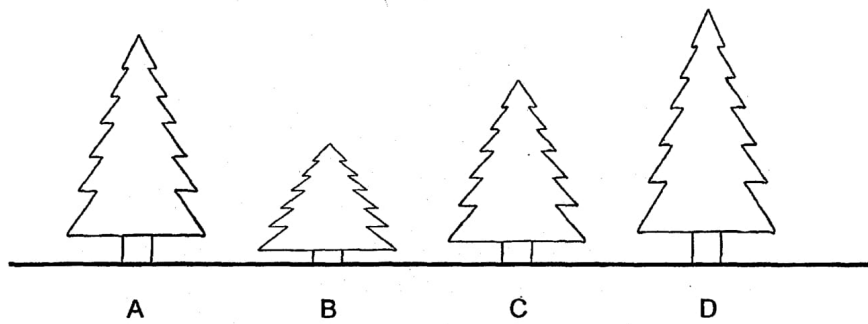
There are fish in Tank A.



18. Circle the shorter pencil.




19. Look at the pictures below and answer questions 19 (a) and 19 (b)



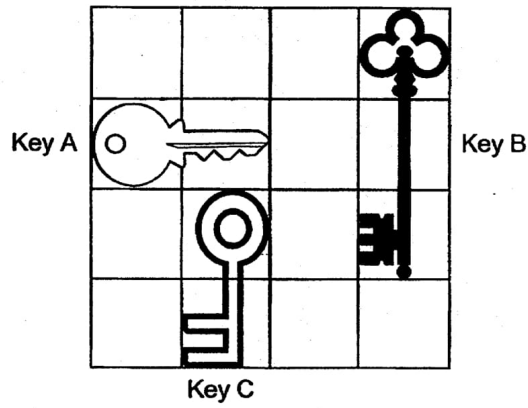
(a) Tree C is taller than Tree .

(b) Arrange the trees in order, beginning with the shortest.

, , ,
shortest



20. Look at the pictures below and answer questions 20 (a) and 20 (b)



(a) Key is the longest.

(b) Key is as long as Key

- - END OF PAPER - -

Please check your work.



SCHOOL : ROSYTH PRIMARY SCHOOL

LEVEL : PRIMARY 1

SUBJECT : MATH

TERM : 2019 SA1

Q1) 11,12,13,14,15,16,17

Q2) 13

Q3) 1,9,11,20

Q4) 17

Q5) 12

Q6) 9

Q7) 15

Q8)



Q9) $6 + 5 = 11$


Q10) $12 - 8 = 4$

Q11) 5th

Q12) 6


Q13) a) 3

b) 6



Q14) size

Q15)

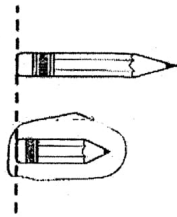


Q16) a) 7

b) 4

Q17) $13 - 5 = 8$

Q18)



Q19) a) B

b) B,C,A,D

Q20) a) B

b) C, A