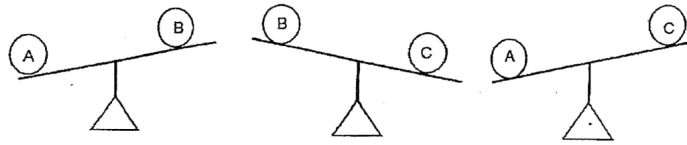


4. Study the diagrams below carefully. Arrange objects A, B and C according to their mass. Begin with the lightest.



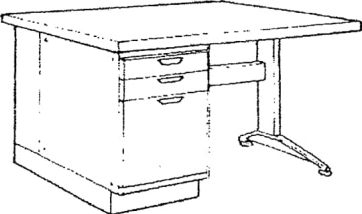



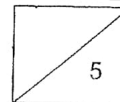
_____ , _____ , _____
lightest


Part 2

Fill in the blanks with **kg** or **g**. (1 mark each)

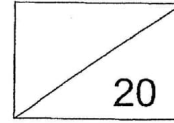
5.

<p>(a) plastic cup</p>  <p>50 _____</p>	<p>(b) bucket of sand</p>  <p>1 _____</p>
<p>(c) teacher's table</p>  <p>5 _____</p>	<p>(d) story book</p>  <p>425 _____</p>





Red Swastika School
Primary 2
Milestone Check 5
Mathematics



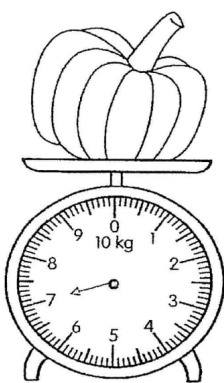
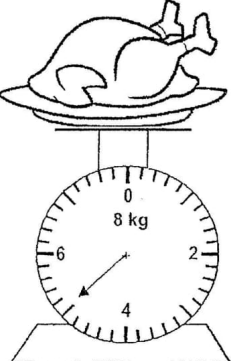
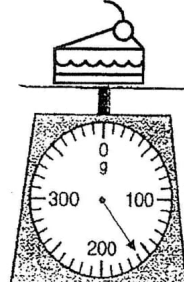
Name: _____ () Date: _____

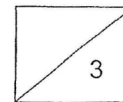
Class: P2 / _____ Duration: 30 minutes


Part 1

Fill in the blanks with the correct answers. (1 mark each)

1. Read each scale. Then, write the mass.

<p>(a) pumpkin</p>  <p>_____ kg</p>	<p>(b) turkey</p>  <p>_____ kg</p>	<p>(c) slice of cake</p>  <p>_____ g</p>
---	--	---

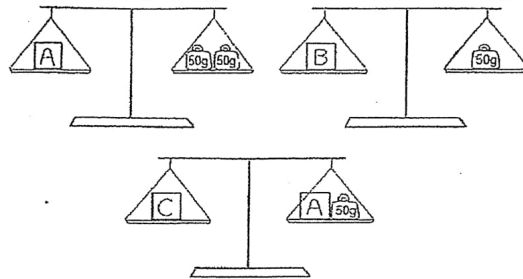




Dr.Kenny Education



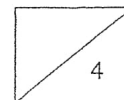
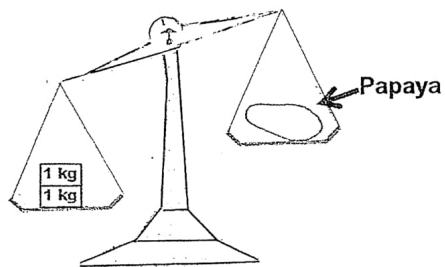
2. Look at the pictures below carefully.



- a) The mass of object A is _____ g.
- b) Object _____ is the heaviest.
- c) Object _____ is the lightest.

3. Circle the correct answer in the bracket.

The mass of the papaya is (less than / more than / as heavy as) 2 kg.





Part 3

Solve the following word problems. Show all equations, workings and final statements clearly. (2 marks each)

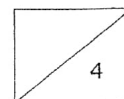
6. A pencil case weighs 230 g.
It is 222 g heavier than an eraser.

(a)What is the mass of the eraser?

The mass of the eraser is _____ g.

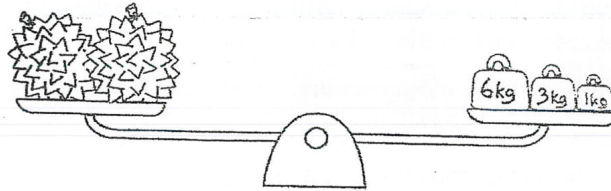
(b)What is the mass of 4 such erasers?

The mass of 4 such erasers is _____ g.





7. Study the following picture carefully.



Each of the durians shown in the picture above has the same mass.

(a) What is the mass of two durians? _____

The mass of two durians is _____ kg.

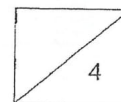
(b) What is the mass of one durian?


The mass of one durian is _____ kg.






END OF PAPER

Have you checked your work?

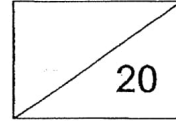




Check	Wow 	Getting there 	A start 
Measuring mass in kilograms/grams. Q1(a), Q1(b), Q1(c) and Q2(a)			
Comparing and ordering masses. Q2(b), Q2(c), Q3 and Q4			
Using appropriate units of measurement and their abbreviations g, kg. Q5(a), Q5(b), Q5(c), Q5(d)			
Solving word problems involving masses. Q6(a), Q6(b), Q7(a), Q7(b)			



Red Swastika School
Primary 2
Milestone Check 6
Mathematics




Name: _____ () Date: _____

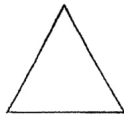
Class: P2 / _____ Duration: **30 minutes**

Part 1

1. Match the names to the correct shapes. (1 mark each)



•



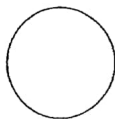
•




•



•



•



•

• triangle

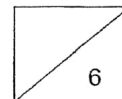
• square

• circle

• semicircle

• quarter circle

• rectangle



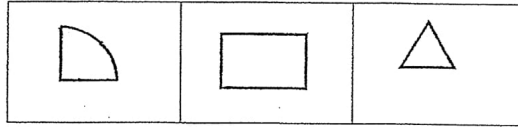
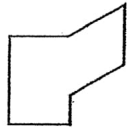


Part 2

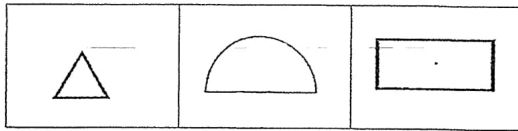
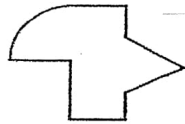
Look at the figures below.

Cross out the shape that is **not** used to form each figure. (1 mark each)

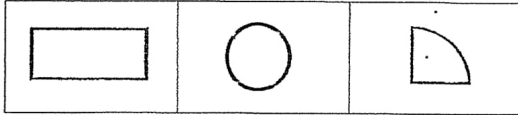

2.



3.

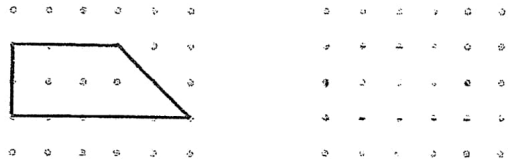


4.

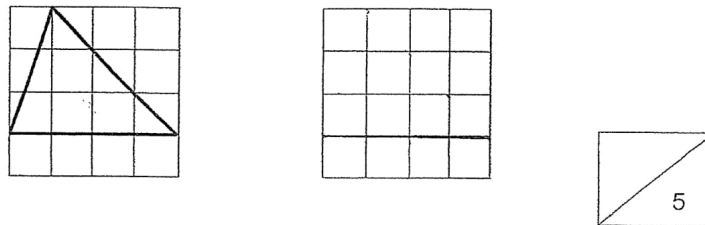


Part 3

5. Copy the figure below to the dot grid on the right. (1 mark)



6. Copy the figure below to the square grid on the right. (1 mark)















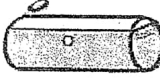


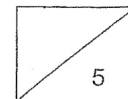


Part 4

7. Look at the following objects.

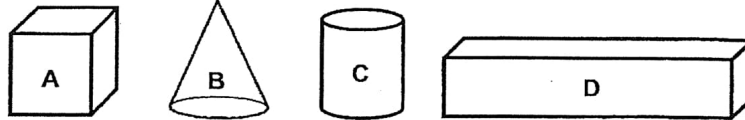
Circle the object that matches the name of the solid. (1 mark each)

	Solids	Objects		
(a)	Cone	 soccer ball	 candle	 strainer
(b)	Cube	 pencil case	 party hat	 dice
(c)	Sphere	 strainer	 soccer ball	 milk carton
(d)	Cylinder	 candle	 toy	 party hat
(e)	Cuboid	 book	 dice	 pencil case





8. Look at the following solids A, B, C and D.
Count the number of flat surface(s) each solid has. Write **A, B, C** and **D** in the table below. (1 mark each)

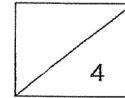


Number of flat surface(s)	Solids
Only 1 flat surface	
More than 1 flat surface	

END OF PAPER



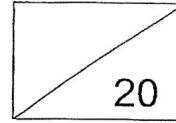
Have you checked your work?



Check	Wow 😊😊😊	Getting there 😊😊	A start 😊
Identifying, naming and describing 2D shapes – semicircle, quarter circle Q1			
Identifying the basic shapes that make up the given figure Q2, Q3 and Q4			
Copying figures on dot grid or square grid Q5 and Q6			
Identifying, naming, describing and classifying 3D shapes – cube, cuboid, cone, cylinder, sphere Q7, Q8			



Red Swastika School
Primary 2
Milestone Check 7
Mathematics

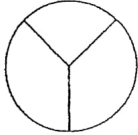
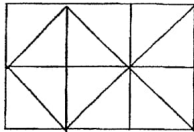
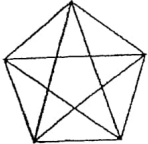
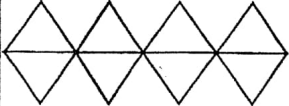


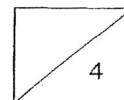
Name: _____ () Date: _____


Class: P2 / _____ Duration: **30 minutes**

Part 1

Look at the figures below and circle the correct answer, "True" or "False". (1 mark each)

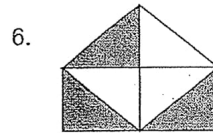
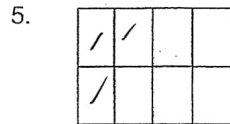
1. 	This figure is divided into equal parts.	True / False
2. 	This figure is divided into equal parts.	True / False
3. 	This figure is divided into equal parts.	True / False
4. 	This figure is divided into equal parts.	True / False





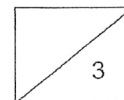
Part 2

For questions 5 and 6, write the correct **fraction** for the **shaded** parts of each figure below. (1 mark each)



7. Which figure shows that $\frac{1}{3}$ is shaded? Put a tick in the bracket.
(1 mark)




()	()	()





Part 3

8. (a) **Shade** the parts to show the following fractions. (1 mark each)



(b) Arrange the above fractions from part (a) in order, beginning with the **smallest**. (1 mark)

_____ , _____ , _____
smallest

9. Arrange the fractions in order, beginning with the **smallest**. (1 mark)

$\frac{1}{7}$, $\frac{5}{7}$, $\frac{3}{7}$

_____ , _____ , _____
smallest

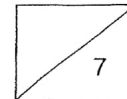
For questions 10 and 11, circle the greater fraction. (1 mark each)

10.

$\frac{3}{5}$	$\frac{4}{5}$
---------------	---------------

11.

$\frac{7}{9}$	$\frac{2}{9}$
---------------	---------------





Part 4

Fill in the blanks. (1 mark each)

12. $\frac{3}{11} + \frac{3}{11} = \underline{\hspace{2cm}}$

13. $\frac{5}{7} - \frac{4}{7} = \underline{\hspace{2cm}}$

14. $\frac{3}{4} + \underline{\hspace{2cm}} = \frac{4}{4}$

15. $1 - \underline{\hspace{2cm}} = \frac{3}{8}$

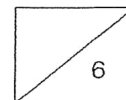
16. $\frac{1}{10} + \frac{2}{10} + \frac{4}{10} = \underline{\hspace{2cm}}$


17. $\underline{\hspace{2cm}} - \frac{1}{5} = \frac{4}{5}$






END OF PAPER

Have you checked your work?

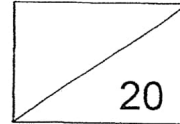




Check	Wow 	Getting there 	A start 
Fraction as part of a whole. Q1, Q2, Q3 and Q4			
Notations and representations of fractions. Q5, Q6, Q7, Q8(a)			
Comparing and ordering fractions with denominators of given fractions not exceeding 12. Q8(b), Q9, Q10 and Q11			
Adding and subtracting fractions within one whole with denominators of given fractions not exceeding 12. Q12, Q13, Q14, Q15, Q16 and Q17			



Red Swastika School
Primary 2 Mathematics
Milestone Check 8
Topic: Time



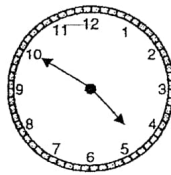
Name: _____ () Date: _____

Class: P2 / _____ Duration: 30 minutes

Part 1

Choose the correct answer and write its number in the brackets provided. (1 mark each)

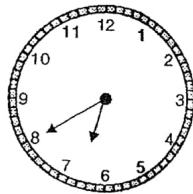
1. What is the time shown on the clock?



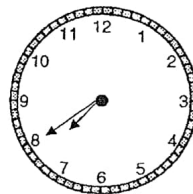
- (1) 4.10
 - (2) 4.50
 - (3) 5.10
 - (4) 10.05
- ()

2. Lenny woke up at 7.40. Which clock shows the correct time?

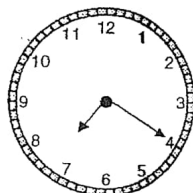
(1)



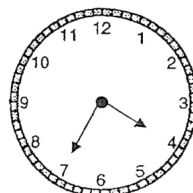
(3)



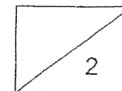
(2)



(4)

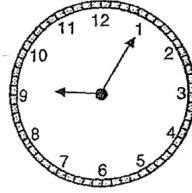


()





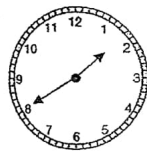
3. Jack reached his office at the time shown below.
What time did he reach office?



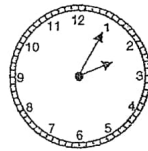
- (1) 1.09
- (2) 1.45
- (3) 9.01
- (4) 9.05

()

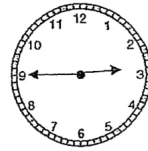
4. Alex, Betty, Cindy and Dan arrived at a party at different times. Who arrived at the party before 2.00?



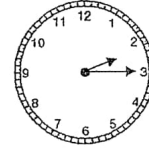
Alex



Betty



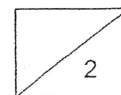
Cindy



Dan

- (1) Alex
- (2) Betty
- (3) Cindy
- (4) Dan

()





Part 2

Fill in the blanks with 'a.m.' or 'p.m.' (1 mark each)

5. Tiffany starts jogging at 7.00 every evening.
She jogs for half an hour.
She ends her jog at 7.30 _____

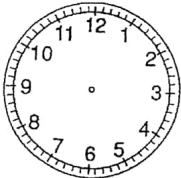
6. After breakfast at the hawker centre, Mrs Bala usually does her marketing at 8.45 _____

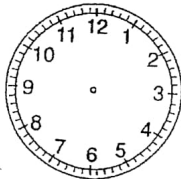
7. Weiming went to see the doctor this morning.
He waited for the clinic to open and the doctor attended to him at 9.30 _____

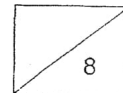
8. On Fridays, Martin goes for his badminton CCA at 2.30 _____ after lunch.

Part 3

Draw the hands on each clock face to show the correct time.
(2 marks each)

9.  11.00

10.  3.25



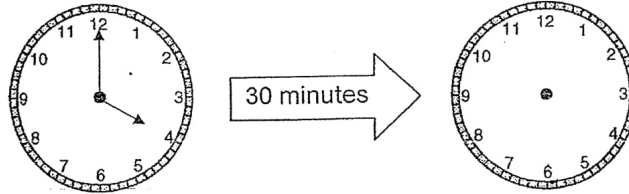


Part 4

Solve the following problems.

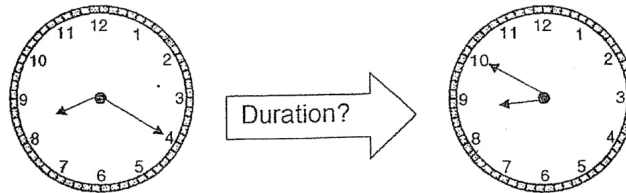
Fill in the blanks. (2 marks each)

11. May started her piano lesson at 4.00 p.m.
Her lesson lasted for half an hour.
What time did her piano lesson end?

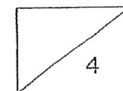


Her piano lesson ended at _____ p.m.

12. John cycled from his house to the library.
He left his house at 8.20 a.m. and reached the library at 8.50 a.m.
How long did John take to cycle from his house to the library?

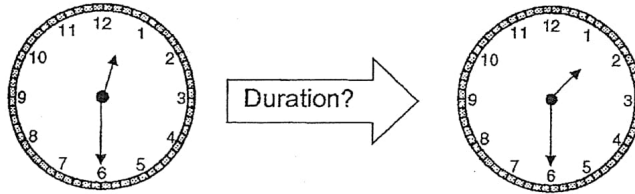


John took _____ minutes to cycle from his house to the library.



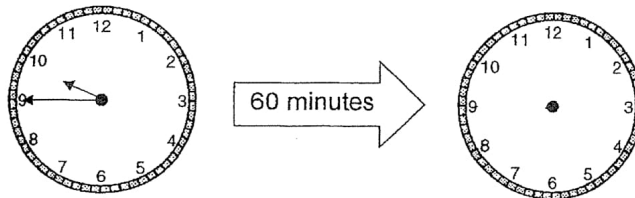


13. Salim's soccer practice starts at 12.30 p.m. and ends at 1.30 p.m.
How long did his soccer practice last?



His soccer practice lasted for _____ hour.

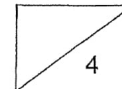
14. Mrs Chen started cleaning the house at 9.45 a.m.
She took an hour to clean the house.
What time did she finish cleaning the house?



She finished cleaning the house at _____ a.m.

End of Paper

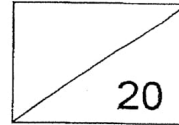
Have you checked your work?



Check	Wow 	Getting there 	A start
Telling time to 5 minutes Q1, 2, 3, 4			
Writing time using 'a.m.' and 'p.m.' Q5, 6, 7, 8			
Drawing hands on the clock face to show time Q9 and 10			
Duration of one hour/half hour Q11, 12, 13 and 14			



Red Swastika School
Primary 2 Mathematics
Milestone Check 9
Topic: Picture Graphs



Name: _____ () Date: _____


Class: P2 / _____ Duration: 30 minutes

Question 1

Study the picture graph below and answer the questions that follows.
Remember to show your workings clearly.

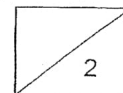
The graph below shows the types of sports enjoyed by Primary 2 students in Sunny Primary School.

Our Favourite Sport



a) _____ students enjoy swimming. (1 mark)

b) _____ is the least popular sport. (1 mark)





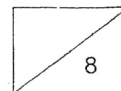
- c) More students enjoy _____ than cycling.
(1 mark)

- d) As many students enjoy _____ as
_____. (1 mark)

- e) A total of _____ students enjoy swimming and jogging.
(2 marks)

- f) _____ fewer students enjoy gymnastics than jogging.
(2 marks)

- g) A total of _____ students took part in the survey
altogether. (2 marks)






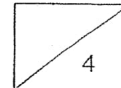
Question 2

Study the picture graph below and answer the questions that follows.
Remember to show your workings clearly.

The graph below shows the number of stickers collected by 5 children.



- a) _____ collected 24 stickers. (1 mark)
- b) Alice collected _____ stickers. (1 mark)
- c) _____ collected the most stickers. (1 mark)
- d) _____ collected fewer stickers than Alice.
(1 mark)

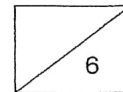





- e) Derrick collected _____ more stickers than Bala.
(2 marks)
- f) _____ and _____ collected
a total of 52 stickers. (2 marks)
- g) Cara must give _____ stickers to Derrick so that they
have the same number of stickers. (2 marks)

End of Paper

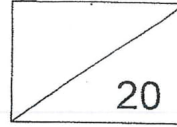
Have you checked your work?



Check	Wow 	Getting there 	A start
Reading and interpreting data from picture graphs with scales Q1a to 1d, 2a to 2d			
Solving 1-step problems using data from picture graphs Q1e to 1g, 2e to 2g			



Red Swastika School
Primary 2 Mathematics
Milestone Check 10
Topic: Volume



Name: _____ () Date: _____

Class: P2 / _____ Duration: 30 minutes

Part 1

Fill in the blanks with the correct answers. (1 mark each)

1. The following containers are filled to the brim with water.



Beaker




Electric kettle



Thermal flask



Rice cooker





- (a) The beaker has _____ litre of water.
- (b) The electric kettle has _____ litres of water.
- (c) The thermal flask has _____ litres of water.
- (d) The rice cooker has _____ litres of water.

Part 2

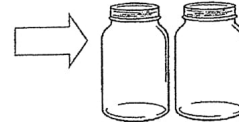
Fill in the blanks with the correct answers. (2 marks each)



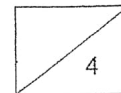
Mason jar



Vase



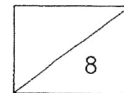
Saucepan





2. A mason jar can hold _____ fewer cups of water than a teapot.
3. A vase can hold _____ more cups of water than a mason jar.
4. A teapot can hold _____ fewer cups of water than a saucepan.
5. Arrange the containers from the greatest volume to the smallest volume.

greatest





Part 3

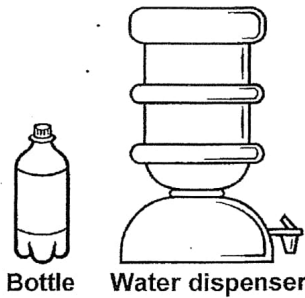
Solve the following problems.

Show your equations and working clearly. (2 marks each)

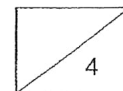
6. Mr Tan filled the aquarium with 165 ℓ of water.
He then put in 47 ℓ of water.
How much water was there in the aquarium in the end?

There was _____ ℓ of water in the aquarium in the end.

7. A water dispenser contains 10 ℓ of water.
A bottle contains 8 ℓ of water less than the water dispenser.
How much water is there in both the bottle and water dispenser?



There is _____ ℓ of water in both the bottle and water dispenser.





8. Sue poured 18 ℓ of milo equally into some bottles.
There was 2 ℓ of milo in each bottle.
How many bottles did Sue use?

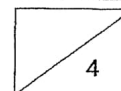
Sue used _____ bottles.

9. Joel bought 6 bottles of detergent.
Each bottle contains 3 ℓ of detergent.
How many litres of detergent did Joel buy altogether?


Joel bought _____ ℓ of detergent altogether.

End of Paper


Have you checked your work?



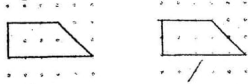
Check	Wow 	Getting there 	A start
Measuring volume of liquid in litres Q 1a to 1d			
Comparing and ordering volumes Q 2, 3, 4 and 5			
Solving word problems involving volume Q 6, 7, 8 and 9			



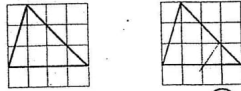
Dr.Kenny Education



Q5. Q6.



6. Copy the figure below to the square grid on the right.




Q7. (a) strainer (b) dice (c) soccer ball (d) candle (e) book

only 1 flat surface	B
more than 1 flat surface	A, C, D

CHECK 7

- Q1. False
- Q2. True
- Q3. False
- Q4. True


Q5. $\frac{3}{8}$
Q6. $\frac{3}{6}$



Q7.

Q8. (a)

6. (a) Shade the parts to show the following fractions. (1 mark each)



(b) $\frac{1}{10}, \frac{1}{6}, \frac{1}{2}$
Q9. $\frac{1}{7}, \frac{3}{7}, \frac{5}{7}$

- Q10. $\frac{4}{5}$
- Q11. $\frac{7}{9}$
- Q12. $\frac{6}{11}$
- Q13. $\frac{1}{7}$
- Q14. $\frac{1}{4}$
- Q15. $\frac{5}{8}$
- Q16. $\frac{7}{10}$
- Q17. 1

CHECK 8

Q1	Q2	Q3	Q4
2	3	4	1

Q5. p.m.

98518226, 81612644, 98570226, 98518226, 98570226, 98518226, 81612644, 98570226



- Q6. a.m.
- Q7. a.m.
- Q8. p.m.
- Q9. Q10.



- Q11. 4.30
- Q12. 30
- Q13. 1
- Q14. 10.45

CHECK 9

Q1. (a) 90 (b) Kayaking (c) swimming (d) cycling, jogging (e) 160 (f) 20 (g) 320

Q2. (a) Derrick (b) 20 (c) Ellen (d) Bala (e) 8 (f) Alice, Cara (g) 4

CHECK 10

Q1. (a) 1 (b) 3 (c) 2 (d) 6

Q2. 2

Q3. 3

Q4. 13

Q5. Saucepan, Vase, Teapot, Mason jar

Q6. 212

Q7. 12

Q8. 9

Q9. 18

