


Dr.Kenny Education



Red Swastika School
Primary 2 Mathematics Worksheet (11)
Topic: Mass


Name: _____ () Date: _____

Class: Pr 2 / _____

Part 1

Fill in the blanks with the correct answers.

Study the following pictures carefully and answer Questions 1 to 4.



1. The mass of the bananas is _____ g.

2. The mass of the chicken is _____ g.


Write **heavier** or **lighter** in the blanks.

3. The chicken is _____ than the durian.

4. The chicken is _____ than the bananas.




Study the following pictures carefully and answer Questions 5 to 7.



5. The mass of the flour is _____ kg.
6. The mass of the coffee is _____ kg.
7. Arrange the items from the heaviest to lightest.

_____, _____, _____
 heaviest

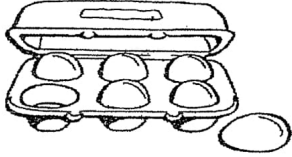



Check	Wow 😊😊😊	Getting there 😊😊	A start 😊
Measuring mass in kilograms/grams. Q1, Q2, Q5 and Q6			
Comparing and ordering masses. Q3, Q4 and Q7			







Part 2

Fill in the blanks with **kg** or **g**.

8.

<p>a carton of eggs</p>  <p>350 _____</p>	<p>a stack of books</p>  <p>2 _____</p>
<p>a mobile phone</p>  <p>800 _____</p>	<p>a basket of apples</p>  <p>5 _____</p>

Check	Wow 	Getting there 	A start 
Using appropriate units of measurement and their abbreviations g, kg.			



Part 3


Solve the following word problems. Show all equations, workings and final statements clearly.

9. A stapler weighs 165 g.
It is 180 g lighter than a camera.
What is the mass of the camera?

The mass of the camera is _____ g.

10. Mr Tan weighs 75 kg.
His son is 43 kg lighter than him.
What is the total mass of Mr Tan and his son?

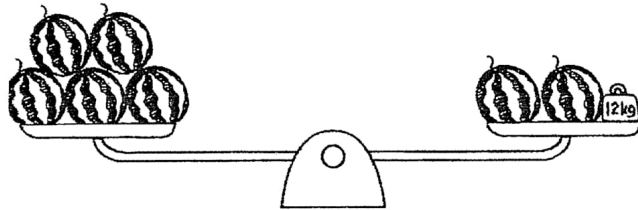
The total mass of Mr Tan and his son is _____ kg.



11. Lucy buys 9 pens.
Each pen weighs 10 g.
What is the mass of 9 pens altogether?

The mass of 9 pens is _____ g altogether.

12. Sam puts some watermelons and a 12 kg block on a balance.
Each watermelon has the same mass.
What is the mass of each watermelon?



The mass of each watermelon is _____ kg.

Check	Wow 😊😊😊	Getting there 😊😊	A start 😊
Solving word problems involving masses.			



Red Swastika School
Primary 2 Mathematics Worksheet (12)
Topic: Money

Name: _____ () Date : _____

Class: Pr 2 / _____

Part 1

Choose the correct option and write the number in the brackets provided.

1. How much is the amount shown?



- (1) \$15.45
- (2) \$16.35
- (3) \$20.45
- (4) \$21.35 ()

2. The total amount shown below is _____.



- (1) \$1.50
- (2) \$1.05
- (3) 95¢
- (4) 85¢ ()

Check	Wow 	Getting there 	A start
Counting amount of money in dollars and cents.			



Fill in the blanks with the correct answers.

Part 2

- Five dollar and fifteen cents is the same as \$ _____.
- Whose money is this? Circle the name of the correct owner.



Xiao Fen has \$20.30.

Yu Ming has \$22.10.

Zachary has \$23.00.

Check	Wow 	Getting there 	A start
Reading and writing money in decimal notation.			

Part 3

- Compare the cost of each present.

Present A \$97.50	Present B \$9.75	Present C \$975
--------------------------	-------------------------	------------------------

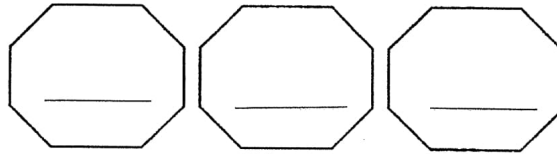
(a) Which present is the most expensive? _____

(b) Which present is the least expensive? _____



6. Arrange the amounts in order. Begin with the **smallest**.

\$58.20	\$55.35	\$55.70
---------	---------	---------



smallest

Check	Wow 	Getting there 	A start
Comparing two or three amounts of money.			

Part 4

7. Write the cents in dollars.

(a) $5\text{¢} = \$$ _____

(b) $205\text{¢} = \$$ _____

(c) $630\text{¢} = \$$ _____


Write the dollars in cents.

(d) $\$2.45 =$ _____ ¢

(e) $\$0.35 =$ _____ ¢

(f) $\$5.00 =$ _____ ¢

Check	Wow 	Getting there 	A start
Converting an amount of money in decimal notation to cents only, and vice versa.			




Part 5




Solve the following word problems. Show all equations, workings and final statements clearly.

8. A packet of sweets cost 20¢.
Jenny bought 3 packets of sweets.
How much did she pay altogether?

-
9. John has \$220.
Tom has \$375 more than John.
How much money do they have altogether?



10. David bought 3 toy cars.
He gave the cashier \$50 and received a change of \$26.
How much did one toy car cost?

Check	Wow 	Getting there 	A start 
Solving word problems involving money in dollars only (or cents only).			



Red Swastika School
Primary 2 Mathematics Worksheet (13)
Topic: Two-Dimensional and Three-Dimensional Figures

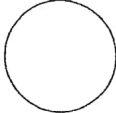
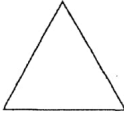

Name: _____ () Date: _____




Class: Pr 2 / _____




Part 1

Using the helping words provided, write the names of the shapes in the blanks provided.

quarter circle	triangle	circle
square	semicircle	rectangle

1.  _____	2.  _____	3.  _____
-----------------------------------------------------------------------------------------------	-----------------------------------------------------------------------------------------------	------------------------------------------------------------------------------------------------

4.  _____	5.  _____	6.  _____
-------------------------------------------------------------------------------------------------	-------------------------------------------------------------------------------------------------	---------------------------------------------------------------------------------------------------





Check	Wow 	Getting there 	A start 
Identifying, naming and describing 2D shapes – semicircle, quarter circle			

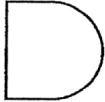









Part 2




Look at the figures below.

Cross out the shape that is **not** used to form each figure.

7.    

8.    

9.    

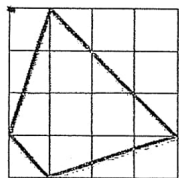
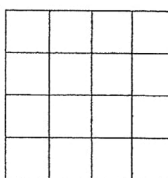
Check	Wow 	Getting there 	A start 
Identifying the basic shapes that make up the given figure			

Part 3

10. Copy the figure below to the dot grid on the right.




11. Copy the figure below to the square grid on the right.



Check	Wow 😊😊😊	Getting there 😊😊	A start 😊
Copying figures on dot grid or square grid			

Part 4

12. Look at the following objects.


Fill in the table below by putting each object into the correct grouping.



candle



party hat



toy



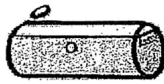
soccer ball



strainer



milk carton



pencil case




book



dice

Solids	Objects
Cone	
Cube	
Cuboid	
Cylinder	
Sphere	

Check	Wow 😊😊😊	Getting there 😊😊	A start 😊
Identifying, naming, describing and classifying 3D shapes – cube, cuboid, cone, cylinder, sphere			



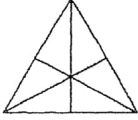
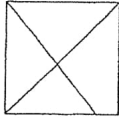
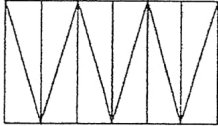
Red Swastika School
Primary 2 Mathematics Worksheet (14)
Topic: Fractions




Name: _____ () Date: _____


Class: Pr. 2/ _____

Part 1

Look at the figures below and circle the correct answer, "True" or "False".

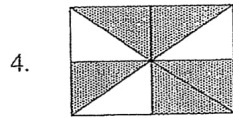
1. 	This figure is divided into equal parts.	True / False
2. 	This figure is divided into equal parts.	True / False
3. 	This figure is divided into equal parts.	True / False

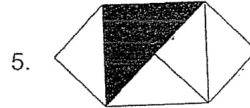
Check	Wow 	Getting there 	A start 
Fraction as part of a whole.			



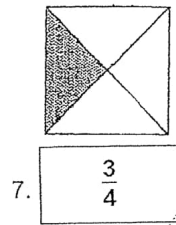
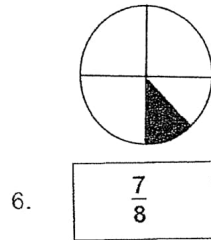
Part 2

For questions 4 and 5, write the correct **fraction** for the **shaded parts** of each figure below.





For questions 6 and 7, shade **more parts** to show the correct fractions in the boxes.

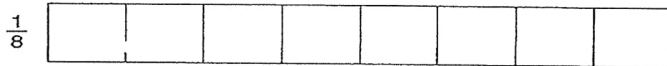
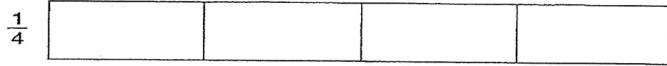
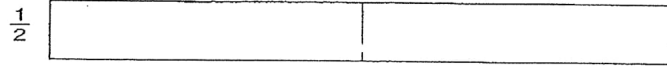


Check	Wow 	Getting there 	A start
Notations and representations of fractions.			



Part 3

8(a). **Shade** the parts to show the following fractions.



(b) Arrange the above fractions from part (a) in order, beginning with the **smallest**.

_____ , _____ , _____
smallest

9. $\frac{1}{6}$, $\frac{1}{2}$, $\frac{1}{9}$

_____ , _____ , _____
smallest

For Questions 10 and 11, arrange the fractions in order, beginning with the **greatest**.

10. $\frac{2}{5}$, $\frac{1}{5}$, 1

_____ , _____ , _____
greatest

11. $\frac{3}{11}$, $\frac{3}{5}$, $\frac{3}{12}$

_____ , _____ , _____
greatest

Check	Wow 	Getting there 	A start
Comparing and ordering fractions with denominators of given fractions not exceeding 12.			



Part 4

Fill in the blanks.

12. $\frac{5}{12} + \frac{2}{12} =$ _____




13. $\frac{2}{5} - \frac{1}{5} =$ _____


14. $\frac{5}{6} +$ _____ $= \frac{6}{6}$

15. $1 -$ _____ $= \frac{4}{7}$

16. $\frac{3}{9} + \frac{2}{9} + \frac{1}{9} =$ _____

17. _____ $- \frac{1}{3} = \frac{2}{3}$

Check	Wow 	Getting there 	A start 
Adding and subtracting fractions within one whole with denominators of given fractions not exceeding 12.			



**Red Swastika School
Primary 2 Mathematics Worksheet (15)
Topic: Time**

Name: _____ () Date: _____

Class: Pr 2 / _____

Part 1

Choose the correct answer and write its number in the brackets provided.

1. What is the time shown on the clock?

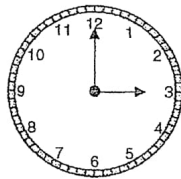


- (1) 5.45
- (2) 9.05
- (3) 9.25
- (4) 10.25

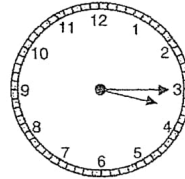
()

2. Mrs Chin goes to work at 12.15.
Which clock shows the correct time?

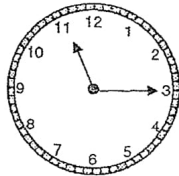
(1)



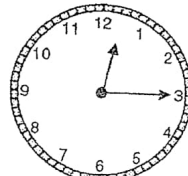
(3)



(2)



(4)



()



3. Joanna woke up in the morning and looked at the time shown below. What time was it?



- (1) 5.11
- (2) 5.55
- (3) 6.55
- (4) 11.29

()


Check	Wow 	Getting there 	A start
Telling time to 5 minutes			

Part 2

Fill in the blanks with 'a.m.' or 'p.m.'

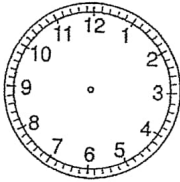
- 4. Mrs Chan goes to the market at 9.00 every morning.
She takes half an hour to walk to the market.
She reaches the market at 9.30 _____
- 5. Haris finished his breakfast and went to school.
He took 15 minutes to cycle to his school and reached at 6.55 _____
- 6. Mr Lee finished his meeting at 11.50 a.m. and went for his lunch break. He took an hour for lunch and returned to his office at 12.50 _____
- 7. Jonathan finished his soccer practice and went home for dinner at 6.30 _____

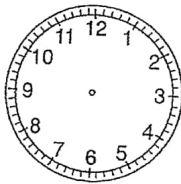
Check	Wow 	Getting there 	A start
Writing time using 'a.m.' and 'p.m.'			






Part 3

Draw the hands on each clock face to show the correct time.

8.  5.00

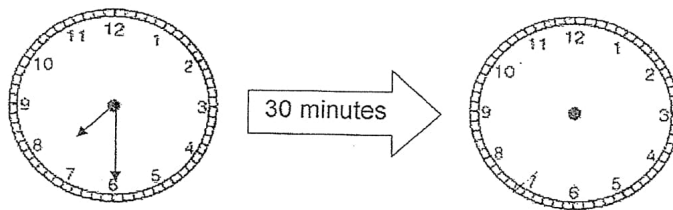
9.  10.35

Check	Wow 	Getting there 	A start 
Drawing hands on the clock face to show time			


Part 4

Solve the following problems.
Fill in the blanks.

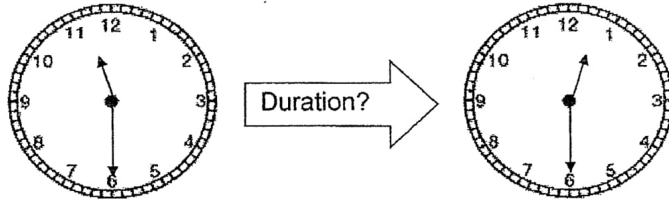
10. Jaeden started jogging at 7.30 a.m.
He jogged for 30 minutes.
What time did he end his jog?



He ended his jog at _____ a.m.

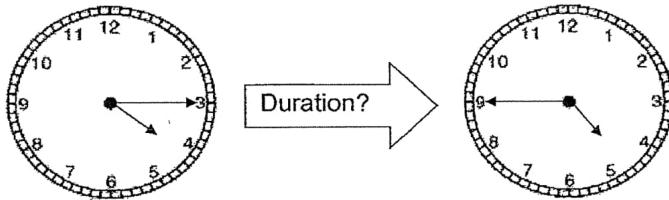


11. Every Saturday, Sulin's swimming lesson starts at 11.30 a.m. and ends at 12.30 p.m.
How long does Sulin's swimming lesson last?



Sulin's swimming lesson lasts for _____ hour.

12. A movie started at 4.15 p.m. and ended at 4.45 p.m.
How long did the movie last?



The movie lasted for _____ minutes.

Check	Wow 	Getting there 	A start
Duration of one hour/half hour			



Red Swastika School
Primary 2 Mathematics Worksheet (16)
Topic: Picture Graphs


Name: _____ () Date: _____

Class: Pr 2 / _____


Part 1

Study the picture graph below and answer the questions that follows.




The graph shows the types of favourite food that P4 Kindness students like.




1. _____ students like to eat chicken rice.
2. _____ is the least favourite food.
3. _____ is the most popular food.



4. There are as many students who like _____ as burger.
5. There are _____ students in P4 Kindness altogether.

Check	Wow 	Getting there 	A start 
Reading and interpreting data from picture graphs with scales			

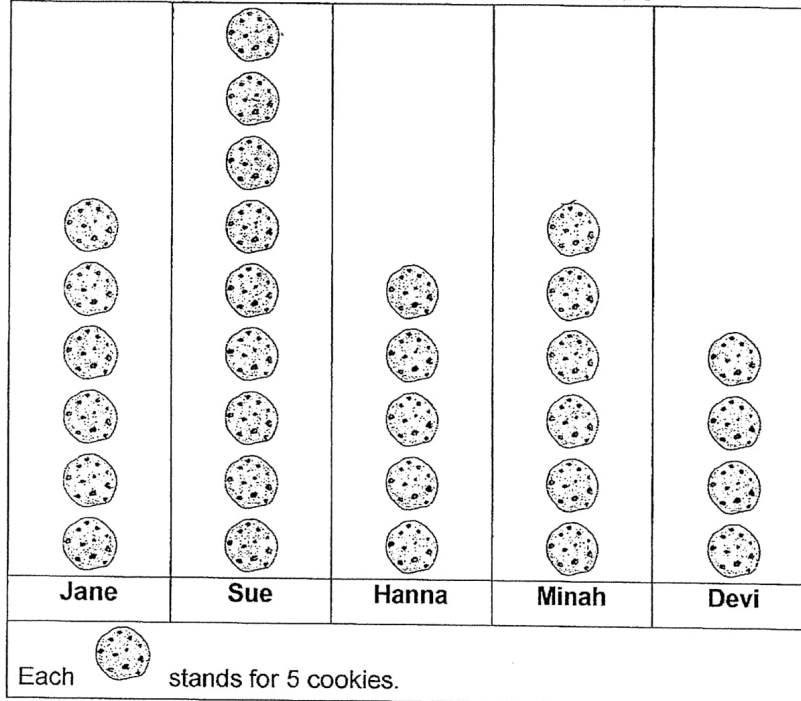


Part 2


Study the picture graph below and answer the questions that follows.

The graph shows the number of cookies 5 girls baked for a bake sale.




Number of Cookies Baked for Bake Sale



- Sue baked _____ more cookies than Devi.
- Hanna and Minah baked _____ cookies in all.
- Devi baked _____ fewer cookies than Jane.
- After selling 32 cookies, Sue had _____ cookies left.
- The total number of cookies baked by _____ and _____ was 45.



11. Sue had to give _____ cookies to Hanna so that they would have the same number of cookies.

Check	Wow 	Getting there 	A start 
Solving 1-step problems using data from picture graphs			



Red Swastika School
Primary 2 Mathematics Worksheet (17)
Topic: Volume

Name: _____ () Date: _____

Class: Pr 2 / _____

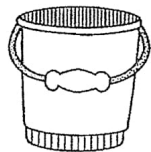
Part 1

Fill in the blanks.

1. The following containers are filled to the brim with water.



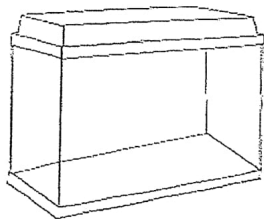
Cooking pot



Pail




Jug






Tank





- (a) The pot has _____ litres of water.
- (b) The pail has _____ litres of water.
- (c) The jug has _____ litres of water.
- (d) The tank has _____ litres of water.


Check	Wow 	Getting there 	A start 
Measuring volume of liquid in litres			

Part 2

Fill in the blanks.



Flask





Bowl

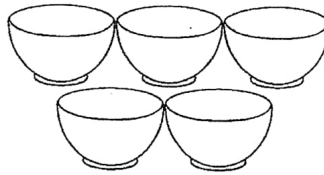


Water bottle





Kettle



2. A bowl can hold _____ fewer glasses of water than a flask.
3. A flask can hold _____ more glass of water than a water bottle.
4. A water bottle can hold _____ fewer glasses of water than a kettle.
5. Arrange the containers from the smallest volume to the greatest volume.

_____ , _____ , _____ , _____
 smallest

Check	Wow 	Getting there 	A start
Comparing and ordering volumes			



Part 3

Solve the following problems.

Show your equations and working clearly.

6. Penny filled the bathtub with 235 ℓ of cold water.
She then filled the bathtub with 78 ℓ of hot water.
How much water did Penny use to fill the bathtub?

Penny filled the bathtub with _____ ℓ of water.


7. Container A contains 8 ℓ of water.
It contains 3 ℓ of water more than the pail.
How much water is there in both the pail and Container A?



Pail

Container A

There is _____ ℓ of water in both the pail and Container A.







8. Miss Aminah bought 10 cartons of orange juice for a party. Each carton contains 2 ℓ of orange juice. How many litres of orange juice did Miss Aminah buy in all?

Miss Aminah bought _____ ℓ of orange juice in all.

9. Bryan poured 24 ℓ of syrup equally into some bottles. There was 3 ℓ of syrup in each bottle. How many bottles did Bryan use?

Bryan used _____ bottles.

Check	Wow 	Getting there 	A start 
Solving word problems involving volume			



Dr.Kenny Education



ANSWER KEY

YEAR : 2019
LEVEL : PRIMARY 2
SCHOOL : RED SWASTIKA SCHOOL
SUBJECT : MATHEMATICS
TERM : CA1

WORKSHEET 11

- Q1. 550g
Q2. 820g
Q3. lighter
Q4. heavier
Q5. 8kg
Q6. 4kg
Q7. flour, coffee, sugar
Q8.

350g	2kg
800g	5kg

- Q9. 345g
Q10. 107kg
Q11. 90g
Q12. 4kg

WORKSHEET 12

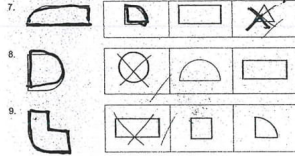
- Q1. 4
Q2. 2
Q3. \$5.15
Q4. Yu Ming has \$22.10
Q5. (a) Present C
(b) Present B
Q6. \$55.35, \$55.70, \$58.20
Q7. (a) \$0.05 (b) \$2.05 (c) \$6.30 (d) 245¢ (e) 35¢ (f) 500¢
Q8. 60¢
Q9. \$815
Q10. \$8

WORKSHEET 13

- Q1. circle
Q2. triangle
Q3. rectangle
Q4. square
Q5. semicircle
Q6. quarter circle

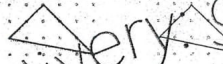


Q7. Q8. Q9.

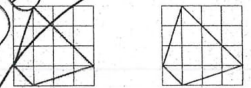


Q10. Q11.

10. Copy the figure below to the dot grid on the right.



11. Copy the figure below to the square grid on the right.



Q12.

Cone	party hat, strainer
Cube	toy, dice
Cuboid	milk carton, book
Cylinder	candle, pencil case
Sphere	soccer ball

WORKSHEET 14

Q1. True

Q2. False

Q3. True

Q4. $\frac{3}{8}$

Q5. $\frac{2}{8}$

Q6. Q7.




6. $\frac{7}{8}$



7. $\frac{3}{4}$

Q8. (a)




(b) $\frac{1}{8}, \frac{1}{4}, \frac{1}{2}$

Q9. $\frac{1}{9}, \frac{1}{6}, \frac{1}{2}$

Q10. $1, \frac{2}{5}, \frac{1}{5}$

Q11. $\frac{3}{5}, \frac{3}{11}, \frac{3}{12}$




- Q12. $\frac{7}{12}$
- Q13. $\frac{1}{5}$
- Q14. $\frac{1}{6}$
- Q15. $\frac{1}{7}$
- Q16. $\frac{1}{9}$
- Q17. 1

WORKSHEET 15

Q1	Q2	Q3
3	4	2

- Q4. a.m.
- Q5. a.m.
- Q6. p.m.
- Q7. p.m.
- Q8. Q9.



- Q10. 8.00
- Q11. 1
- Q12. 30

WORKSHEET 16

- Q1. 9
- Q2. Spaghetti
- Q3. Sushi
- Q4. pizza
- Q5. 36
- Q6. 25
- Q7. 55
- Q8. 10
- Q9. 13
- Q10. Hanna, Devi
- Q11. 10

WORKSHEET 17

- Q1. (a) 3 (b) 4 (c) 2 (d) 8
- Q2. 3
- Q3. 1
- Q4. 6
- Q5. Bowl, Water bottle, Flask, Kettle
- Q6. 313
- Q7. 13
- Q8. 20
- Q9. 8